

SOLE C-LAB PUTTY

SOLE C-LAB PUTTY 85 + SOLE GEL

INSTRUCTION FOR USE

[INDICATIONS]

SOLE C-LAB PUTTY 85 is a hard putty for dental laboratory and designed for extraoral application.

[APPLICATIONS]

- Control matrix for designing a metal framework.
- Matrix for constructing provisional prosthesis.
- Ceramic molded on articulator technique.
- Addition or replacement of elements on full dentures or metal frame works.
- Matrix for use when making a removable gingival mask.
- Partial counter die in flask for partial or full-full dentures.
- Duplication of full dentures and gypsum models without using insulators.

[CONTENTS]

SOLE LAB/ SOLE GEL	
PJ9900-EX	SOLE C-LAB PUTTY 85 5kg
PJ9910-EX	SOLE C-LAB PUTTY 85 5kg + 2 Gel
PJ9920-EX	SOLE C-LAB PUTTY 85 2.6kg
PJ9930-EX	SOLE C-LAB PUTTY 85 10kg + 4 Gel
PJ9950-EX	SOLE GEL

[FORM, STRUCTURE and PRINCIPLE]

SOLE C-LAB PUTTY 85

[FORM] PUTTY
[STRUCTURE] Silicon Dioxide, Quartz

SOLE GEL

[FORM] GEL
[STRUCTURE] Paraffin

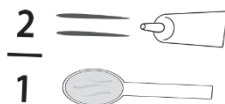
[PRINCIPLE] Cured by condensation polymerization during mixing of Base and Catalyst

[INSTRUCTION FOR USE]

1. Dosage

Use the measuring spoon to take the required quantity of SOLE C- LAB PUTTY 85 and spread it on the palm of your hand. (Note: the measuring spoon must be level.)

Press the edge of the measuring spoon onto mass once for each spoonful used. For each spoonful used, apply two strips of SOLE GEL as long as the measuring spoon.



2. Mixing

Fold the mass over on itself and knead it energetically with your fingertips for about 30 sec. until color is even without stripes.

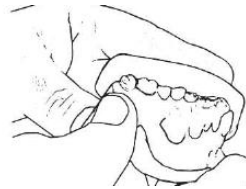


3. Setting Time

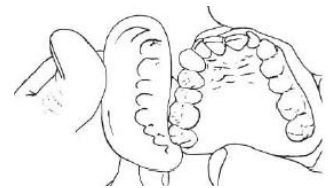
5' 30" at room temperature.

Working time and Setting time get shorter by intensive mixing, higher temperature and over-dosage of SOLE GEL.

Working Time 1' 30"



Setting Time 5' 30"



[TECHNICAL DATA]

Mixing ratio - Base:Catalyst	1 silicone spoon – 2 gel stripes
Mixing time	30"
Working time*	1' 30"
Setting Time*	5' 30"
Shore A Hardness	85

*Times given are calculated from the start of mixing at 23°C (73°F).

[STORAGE AND EXPIRY]

1. Storage

Product should be stored in a dry area, out of direct sunlight and in between 5-27°C (41-80°F), avoiding high temperatures and humidity

2. Expiry

SOLE C-LAB PUTTY 85 is guaranteed for a period of 36 months if stored correctly.

Expiry date is displayed on the packaging.

[PRECAUTIONS AND WARNINGS]

- The product does not normally cause allergic reaction. If problems arise, consult a medical doctor immediately.
- Avoid contact with eyes. If product enters the eye, immediately rinse with a large amount of water flow.
- Avoid contact with clothes, since this product cannot be removed by dry-cleaning.
- High temperatures or excessive use of SOLE GEL will speed up curing reaction.
- Close SOLE GEL tube properly after use.

[Customer Service]

Premium Plus Japan Co., Ltd.
5thFloor, 1-1-31, Nishimidorigaoka,
Toyonakashi, Osaka, Japan
560-0005

www.premiumplus.jp

[Made in Italy]

Premium Plus Japan Co., Ltd.				
File No.:	File Name:	Generic Device Group:	Version:	Page:
C001-03-01	Instruction for use	SOLE LAB	V2.0	1 of 1